

# CCLA Better World Global Equity Fund

## Investment objective

The fund aims to provide a total return (income plus capital growth) over the long term (defined as five years) by investing typically at least 80% of its assets (directly or indirectly) in shares of companies (also known as equities) from around the world and is managed in line with CCLA's Better World Policy.

## Investment philosophy

We believe investing in high-quality companies that can grow returns consistently at valuations that are attractive, should lead to outperformance over the long term. We look for companies which in our opinion:

- demonstrate an enduring competitive advantage, measured by their cash flow return on investment and a strong track record of shareholder value creation
- benefit from clear long-term growth trends
- benefit from superior financial strength, with a strong balance sheet
- are trading at valuations that are attractive.

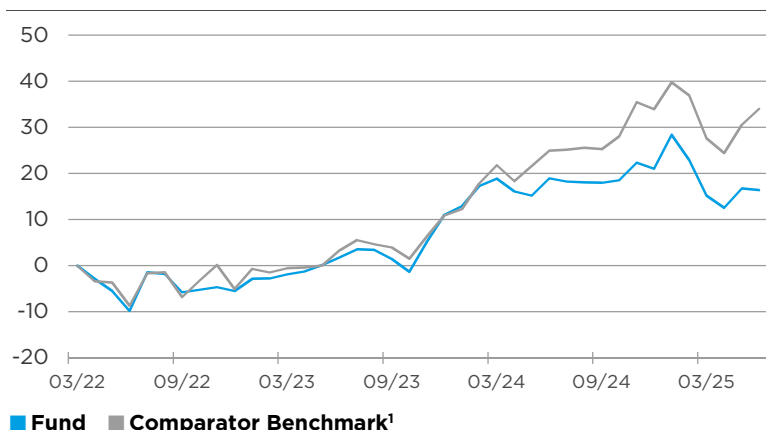
## The 'Better World' policy

This product does not have a UK sustainable investment label. Sustainable investment labels help investors find products that have a specific sustainability goal. The fund does not use a sustainable investment label because it does not have a sustainability goal. However, the fund is managed in line with CCLA's approach to investing for a better world. This includes:

- 1 Acting as an agent for change, by:
  - actively using our ownership rights with a detailed engagement and voting policy
  - bringing investors together to address systemic issues
  - seeking to be a catalyst for change in the investment industry.
- 2 Assessing companies' ESG criteria, avoiding companies that in our opinion have:
  - poor management and weak corporate governance
  - unacceptable social and environmental impact
  - an unwillingness to improve through investor engagement.
- 3 Aligning our investments, acting as guardians of the assets we manage, with a responsibility to:
  - invest in a way that we believe is aligned with our clients' objectives, values and beliefs
  - report on the outcomes of our work
  - be transparent about what we do.

## Performance

### Cumulative performance since launch (%)



### Cumulative performance (%)

	1m	3m	1yr	3yrs	5yrs	Since launch
<b>Fund</b>	<b>-0.28</b>	<b>1.02</b>	<b>-2.16</b>	<b>8.86</b>	<b>-</b>	<b>16.41</b>
Comparator benchmark	2.66	5.00	7.24	13.64	-	34.01
Relative	-2.94	-3.98	-9.40	-4.78	-	-17.60

### 12 month performance to 30 June (%)

	2021	2022	2023	2024	2025
<b>Fund</b>	<b>-</b>	<b>-</b>	<b>12.85</b>	<b>16.83</b>	<b>-2.16</b>
Comparator benchmark	-	-	13.21	20.88	7.24
Relative	-	-	-0.35	-4.05	-9.40

Performance shown after management fees and other expenses with income reinvested. **Past performance is not a reliable indicator of future results.**

Please refer to [www.ccla.co.uk/glossary](http://www.ccla.co.uk/glossary) for explanations of terms used in this communication. If you would like the information in an alternative format or have any queries, please call us on 0800 022 3505 or email us at [clientservices@ccla.co.uk](mailto:clientservices@ccla.co.uk).

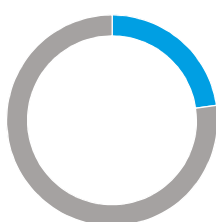
**Your capital is at risk. The value of your investment and any income from it may go down as well as up and you may not get back the amount you invested. The fund is exposed to foreign currencies and, as such, the fund's returns can also be affected by fluctuations in currency exchange rates.**

## Fund breakdown

Total number of holdings **69**

### Top 10 holdings (%)

Microsoft	4.1
Amazon	2.8
Alphabet	2.6
Visa	2.2
Experian	1.9
Deutsche Boerse AG	1.9
Roper Technologies	1.9
HDFC Bank	1.8
S&P Global	1.8
Universal Music	1.8



### Sector breakdown (%)<sup>2</sup>

Information Technology	25.8
Financials	22.0
Industrials	15.2
Health Care	13.8
Consumer Discretionary	10.8
Consumer Staples	5.9
Communication Services	4.3
Real Estate	0.7

### Regional breakdown (%)<sup>2</sup>

North America	58.6
Europe excl. UK	23.4
United Kingdom	10.8
Asia Pacific excl. Japan	3.6
Other countries	1.3
Japan	0.8
Cash and near cash	1.6

## Dealing information

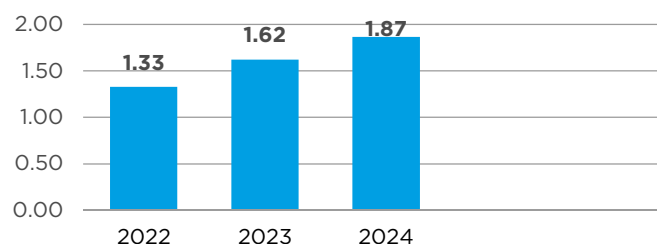
Dealing frequency	<b>Each business day</b>
Dealing deadline	<b>11:59am London time on the dealing day</b>
Settlement	<b>T+2</b>

## Fund information

Company	<b>CCLA Investment Funds ICVC</b>
Authorised corporate director	<b>CCLA Investment Mangement Limited</b>
Domicile	<b>UK</b>
Legal structure	<b>ICVC</b>
Regulatory structure	<b>UK UCITS</b>
Shares available	<b>Income/Accumulation</b>
Fund launch date	<b>8 April 2022</b>
Fund size	<b>£314.3 million</b>
Comparator benchmark	<b>MSCI World Index</b>
Minimum investment	<b>£20 million</b>
Ongoing charges figure	<b>0.58%</b>
Annual management charge	<b>0.55%</b>
Historic yield	<b>1.21%</b>
ISIN	<b>I Inc GB00BPP3BZ07</b> <b>I Acc GB00BPP3C023</b>
SEDOL	<b>I Inc BPP3BZ0</b> <b>I Acc BPP3C02</b>
Income distribution dates	<b>Last business day of February, May, August and November</b>

## Past calendar year distributions

### Pence per share



## Risk and reward profile



The risk and reward indicator is based on a simulation of the volatility of the fund's value (using historical data) and it may change in the future. The fund is in category 6 because it invests in company shares, which can be expected to provide potentially higher rewards for higher risks than other investments, such as bonds or cash.

For more information please refer to the key investor information document (KIID).

# Building a Better World

Investment markets can only ever be as healthy as the environment and communities that support them. For this reason, we seek to manage our clients’ assets in a way that builds a better world.

### Acting as an agent for change

We believe that the best way to change company activities for the better is to be an active owner and to push for proactive public policy.



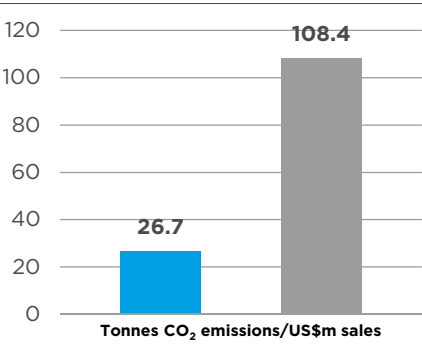
### Example: Sustainable Development Goal 3

#### Ensure healthy lives and promote well-being for all at all ages.

Good nutrition is central to good health, yet there is an epidemic of poor health due to the consumption of unhealthy products. By engaging with food and beverage companies we can play a role in improving public health. More than a billion servings of Nestlé products are consumed daily globally (Source: Nestlé, 2025). We have been engaging them on nutrition since 2017. In 2025, we became lead investor for the Access to Nutrition Initiative coalition (ATNI) and attended the company’s AGM. We asked the new CEO to prioritise this topic. Since 2022, Nestlé has increased the age threshold from 13 to 16 for marketing unhealthy products; improved nutrition disclosure; and set a target on sales of healthier products. We will be visiting the company in October 2025 to work towards improving these targets further. CCLA continues to be a signatory to both ShareAction’s Healthy Markets Initiative and the ATNI. We engage with all major food and beverage manufacturers in our portfolio on this topic.

## Climate-related risk disclosures for listed equity assets

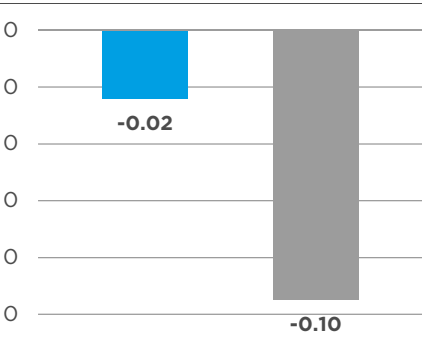
Carbon footprint



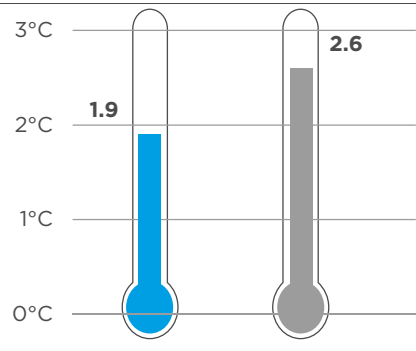
■ Fund  
■ MSCI World Index

Source: MSCI.

Climate value at risk (%)



Implied temperature rise (°C)



## How do I assess the performance of the fund?

Investors can assess the fund's performance against the fund's comparator benchmark. The comparator benchmark has been selected as the fund is a globally diversified portfolio of equities and we consider the MSCI World Index as an appropriate representation of the returns from global equities.

## Important information

Source for data is CCLA unless otherwise stated.

This document is a financial promotion and is for information only. It does not provide financial, investment or other professional advice. To make sure you understand whether our product is suitable for you, please read the key investor information document and prospectus and consider the risk factors identified in those documents. The fund may not be appropriate for investors who wish to withdraw their investment within five years.

CCLA strongly recommend you get independent professional advice before investing. Past performance is not a reliable indicator of future results. The value of investments and the income from them may fall as well as rise. You may not get back the amount you originally invested and may lose money. Any forward-looking statements are based on our current opinions, expectations and projections. We may not update or amend these. Actual results could be significantly different than expected.

Issued by CCLA Investment Management Limited (registered in England and Wales, number 2183088, at One Angel Lane, London EC4R 3AB) who is authorised and regulated by the Financial Conduct Authority.

For information about how we collect and use your personal information please see our privacy notice, which is available at [www.ccla.co.uk/privacy-notice](http://www.ccla.co.uk/privacy-notice).

---

CCLA  
One Angel Lane  
London EC4R 3AB

**CCLA**  
BECAUSE GOOD IS BETTER

Freephone **0800 022 3505**  
**[clientservices@ccla.co.uk](mailto:clientservices@ccla.co.uk)**  
**[www.ccla.co.uk](http://www.ccla.co.uk)**

---

### Notice and disclaimer for reporting licences

Certain information herein ("Information") is reproduced by permission of MSCI Inc., its affiliates and information providers ("MSCI") ©2024. No reproduction or dissemination of the Information is permitted without an appropriate licence. MSCI MAKES NO EXPRESS OR IMPLIED WARRANTIES (INCLUDING MERCHANTABILITY OR FITNESS) AS TO THE INFORMATION AND DISCLAIMS ALL LIABILITY TO THE EXTENT PERMITTED BY LAW. No Information constitutes investment advice, except for any applicable Information from MSCI ESG Research. Subject also to [msci.com/disclaimer](http://msci.com/disclaimer).